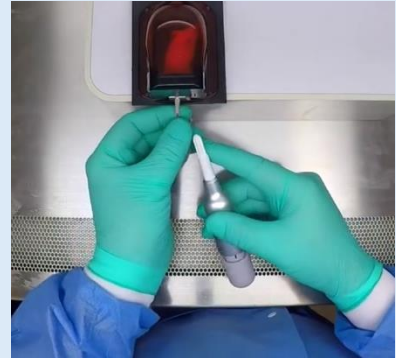


Quick Start Guide - LinkTo and Digitail Readers



1. Somark Digitail tags are injected in unanesthetized mice following the SOP posted on www.somarkinnovations.com/resources/ Tagged mice require no wound closure or post-operative care.



1 Tag injection SQ into the tail

2. Mice can be read using either of Somark's benchtop readers. Hold the tagged mouse on, or up to 5cm, above the reader. Animals can be read through glass or plastic containers such as beakers.



2 Benchtop Reader Series C, 2019-2023 (Left); Series D, 2023+ (Right)

3. Somark presents the **LinkTo App** to direct the unique ID from each Digitail tag read to the appropriate location for your data storage. Using the settings in this App, **LinkTo** will either:
 - Display** the tag ID – useful for simply confirming an animal has been tagged.
 - Copy** the ID – useful if you wish to then paste it into one or more programs.
 - Transfer** the ID – useful if you wish to load multiple IDs into a program. The ID will be automatically pasted into the cursor location in one open program (local or online.)
 - Transfer over a named pipe** – this special route is useful for StudyLog users. In this setting, StudyLog will know that the incoming information is a mouse ID.

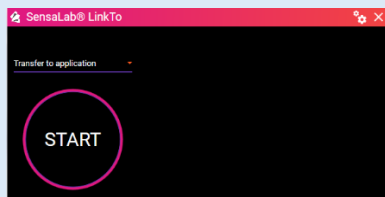


There are two versions of the LinkTo App. The User Interface is very similar, but the App version needs to match the reader version.

3A. Users of early model Somark readers (white box enclosure, serial #C-xxxxx, 2019-2023)

Download the LinkTo App v1 “SensaLab LinkTo”


<https://somarksoftware.blob.core.windows.net/ai-link-to/Releases/Setup.exe>



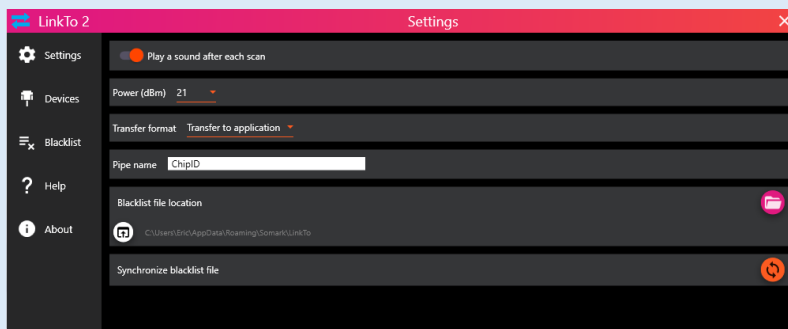
The Transfer Format is selected from the dropdown.

3B. Users of current model Somark readers (black and aluminum enclosure, serial # D-xxxx, 2023.5 onward) Download “Somark LinkTo” here:

https://install.appcenter.ms/orgs/somark/apps/linkto/distribution_groups/production



The Transfer Format is selected from the settings menu accessed by the icon in the upper right.



From this settings screen, the power of the V2 reader can be adjusted. The longest read distance is achieved at maximum power (30dB). Interference from non-Somark tags (e.g. certain Shipping Labels) can be reduced by setting the power to 25 or 21dB.

For additional support contact Somark: support@somarkinnovations.com